

SAMPLE BALLOT

WESTCHESTER COUNTY GENERAL ELECTION - NOVEMBER 3, 2015

See Reverse Side Of Your Official Ballot To Vote On Proposals

OFFICE	1 STATE SUPREME COURT JUSTICE 9th Judicial District (Vote for ONE)	2 SURROGATE COURT JUDGE (Vote for ONE)	3 COUNTY COURT JUDGE (Vote for any TWO)	4 COUNTY COURT JUDGE (Vote for any TWO)	5 COUNTY LEGISLATOR 7th District (Vote for ONE)	6 SUPERVISOR/MAYOR (Vote for ONE)	7 COUNCILMAN/TRUSTEE (Vote for any TWO)	8 COUNCILMAN/TRUSTEE (Vote for any TWO)	9 TOWN/VILLAGE CLERK (Vote for ONE)	10 TOWN/VILLAGE JUSTICE (Vote for any TWO)	11 TOWN/VILLAGE JUSTICE (Vote for any TWO)
DEMOCRATIC A ★	★ DEMOCRATIC 1A ○ Gretchen Walsh	★ DEMOCRATIC 2A ○ Brandon R. Sall	★ DEMOCRATIC 3A ○ Susan Cacace	★ DEMOCRATIC 4A ○ Helen M. Blackwood	★ DEMOCRATIC 5A ○ Catherine F. Parker	★ DEMOCRATIC 6A ○ Elizabeth A. Schaper	★ DEMOCRATIC 7A ○ Mark S. Jaffe	★ DEMOCRATIC 8A ○ Michael J. Daher		★ DEMOCRATIC 10A ○ Marc J. Lust	★ DEMOCRATIC 11A ○ Ronald B. Bianchi
REPUBLICAN B	★ REPUBLICAN 1B ○ Montgomery J. Delaney		★ REPUBLICAN 3B ○ Susan Cacace		★ REPUBLICAN 5B ○ Susan V. Watson	★ REPUBLICAN 6B ○ Ronald Belmont	★ REPUBLICAN 7B ○ Stephen Malfitano	★ REPUBLICAN 8B ○ Fred Sciliano	★ REPUBLICAN 9B ○ Jackie Greer	★ REPUBLICAN 10B ○ Pasquale G. Gizzo	★ REPUBLICAN 11B ○ Joseph L. Cannella
CONSERVATIVE C	★ CONSERVATIVE 1C ○ Montgomery J. Delaney		★ CONSERVATIVE 3C ○ Susan Cacace		★ CONSERVATIVE 5C ○ Susan V. Watson	★ CONSERVATIVE 6C ○ Ronald Belmont	★ CONSERVATIVE 7C ○ Stephen Malfitano	★ CONSERVATIVE 8C ○ Fred Sciliano	★ CONSERVATIVE 9C ○ Jackie Greer	★ CONSERVATIVE 10C ○ Pasquale G. Gizzo	★ CONSERVATIVE 11C ○ Joseph L. Cannella
GREEN D		Ⓞ GREEN 2D ○ Frank W. Streng									
WORKING FAMILIES E		WF WORKING FAMILIES 2E ○ Brandon R. Sall		WF WORKING FAMILIES 4E ○ Helen M. Blackwood	WF WORKING FAMILIES 5E ○ Catherine F. Parker		WF WORKING FAMILIES 7E ○ Mark S. Jaffe			WF WORKING FAMILIES 10E ○ Marc J. Lust	WF WORKING FAMILIES 11E ○ Ronald B. Bianchi
INDEPENDENCE F	INDEPENDENCE 1F ○ Gretchen Walsh		INDEPENDENCE 3F ○ Susan Cacace			INDEPENDENCE 6F ○ Ronald Belmont	INDEPENDENCE 7F ○ Stephen Malfitano	INDEPENDENCE 8F ○ Fred Sciliano	INDEPENDENCE 9F ○ Jackie Greer	INDEPENDENCE 10F ○ Marc J. Lust	INDEPENDENCE 11F ○ Joseph L. Cannella
WOMEN'S EQUALITY G		WE WOMEN'S EQUALITY 2G ○ Brandon R. Sall		WE WOMEN'S EQUALITY 4G ○ Catherine F. Parker		WE WOMEN'S EQUALITY 6G ○ Ronald Belmont	WE WOMEN'S EQUALITY 7G ○ Mark S. Jaffe	WE WOMEN'S EQUALITY 8G ○ Michael J. Daher		WE WOMEN'S EQUALITY 10G ○ Marc J. Lust	
REFORM H	REFORM 1H ○ Montgomery J. Delaney		REFORM 3H ○ Susan Cacace		REFORM 5H ○ Susan V. Watson	REFORM 6H ○ Ronald Belmont	REFORM 7H ○ Stephen Malfitano	REFORM 8H ○ Fred Sciliano	REFORM 9H ○ Jackie Greer	REFORM 10H ○ Pasquale G. Gizzo	REFORM 11H ○ Joseph L. Cannella
WRITE-IN	WRITE-IN	WRITE-IN	WRITE-IN	WRITE-IN	WRITE-IN	WRITE-IN	WRITE-IN	WRITE-IN	WRITE-IN	WRITE-IN	WRITE-IN

3 Election Districts
County of Westchester
7th Legislative District
Town of: Harrison
E.D.(s): 5, 12, 20

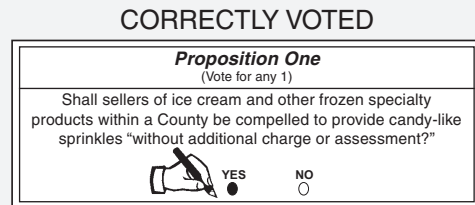
1) VOTING FOR A CANDIDATE

To vote for a candidate, fill in the black oval completely to the right of the candidates name.



2) VOTING FOR A PROPOSITION

Locate the proposition box on the back of the ballot. To vote on a proposition, fill in the oval completely for either YES or NO.



OFFICIAL VOTING INSTRUCTIONS

- (1) Mark only with a writing instrument provided by the Board of Elections.
- (2) To vote for a candidate whose name is printed on this ballot fill in the oval ○ above or next to the name of the candidate, like: ●
- (3) To vote for a person whose name is not printed on this ballot write or stamp his or her name in the space labeled "WRITE-IN" at the bottom of the column for such office.
- (4) To vote yes or no on a proposal, if any, that appears on the back of the ballot fill in the oval ○ that corresponds with your vote.
- (5) Any other mark or writing, or any erasure made on this ballot outside the voting ovals or blank spaces provided for voting will void this entire ballot.
- (6) Do not overvote. If you select a greater number of candidates than there are vacancies to be filled, your ballot will be void for that public office, party position or proposal.
- (7) If you tear, or deface, or wrongly mark this ballot, return it and obtain another. Do not attempt to correct mistakes on the ballot by making erasures or cross outs. Erasures or cross outs may invalidate all or part of your ballot. Prior to submitting your ballot, if you make a mistake in completing the ballot or wish to change your ballot choices, you may obtain and complete a new ballot. You have a right to a replacement ballot upon return of the original ballot.
- (8) After completing your ballot, insert it into the ballot's scanner and wait for the notice that your ballot has been successfully scanned. If no such notice appears, seek the assistance of an election inspector.

3) VOTING FOR A WRITE-IN

To vote for a write-in candidate for office, write the name of the person in the blank space at the bottom of the column under the title of the office.

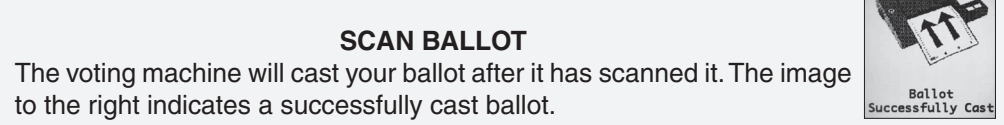
Note: Do not write in the name of a candidate already listed for that same office.



4) CASTING YOUR BALLOT

REVIEW
Please review your ballot to make sure it is voted the way you want. Make sure to review the back of the ballot for any propositions. After reviewing your votes, the next step is to scan your ballot. The inspector will show you to the voting machine where it will be scanned.

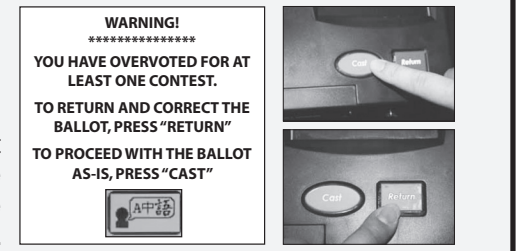
SCAN BALLOT
The voting machine will cast your ballot after it has scanned it. The image to the right indicates a successfully cast ballot.



5) OVERVOTE WARNING

If you have voted for more than one candidate than allowed in a contest, an error of an overvote will appear on the screen.

You can press the cast button if you wish to cast your ballot as it is and a void will be cast only for the office you overvoted, or you can press the return button to get your ballot back. You will need to go to the Inspectors for a new ballot to mark. The ballot with the error on it will then be voided.



SAMPLE BALLOT

WESTCHESTER COUNTY GENERAL ELECTION - NOVEMBER 3, 2015

**PROPOSAL NUMBER ONE,
COUNTY PROPOSITION NUMBER ONE**

AMENDMENT OF WESTCHESTER COUNTY CHARTER §167.61(1)

Local Law Intro. No. 7343-2014, adopted by the County on December 8, 2014, amends County Charter §167.61(1) by changing the date of submission of the County Executive's proposed County budgets for capital and current purposes from November 15th to October 15th for capital purposes and from November 15th to November 10th for current purposes.

1. Under the current provisions of §167.61(1), the latest date for submission of the County Executive's proposed budget to the County Board for the ensuing fiscal year for both capital and current purposes is November 15th. The proposed amendment would provide that the County Executive submit to the County Board proposed County budgets for the ensuing fiscal year not later than October 15th for capital purposes and not later than November 10th for current purposes.

2. The purpose of this proposal is to increase the time within which the County Board can evaluate the County Executive's proposed budgets.


Shall the proposed amendment be approved?

Yes No

3 Election Districts
 County of Westchester
 7th Legislative District
 Town of: Harrison
 E.D.(s): 5, 12, 20

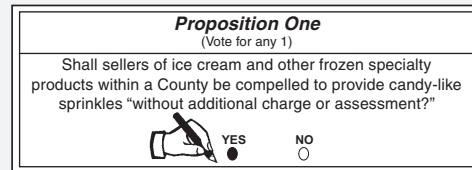
1) VOTING FOR A CANDIDATE
 To vote for a candidate, fill in the black oval completely to the right of the candidates name.

CORRECTLY VOTED



2) VOTING FOR A PROPOSITION
 Locate the proposition box on the back of the ballot. To vote on a proposition, fill in the oval completely for either YES or NO.

CORRECTLY VOTED

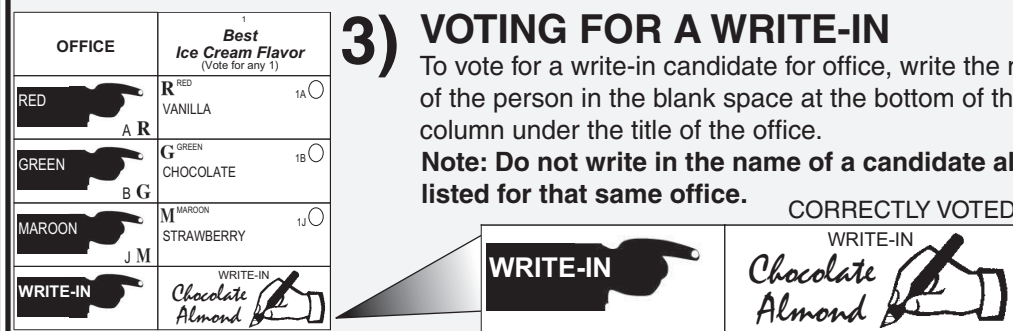


OFFICIAL VOTING INSTRUCTIONS

- (1) Mark only with a writing instrument provided by the Board of Elections.
- (2) To vote for a candidate whose name is printed on this ballot fill in the oval above or next to the name of the candidate, like: ●
- (3) To vote for a person whose name is not printed on this ballot write or stamp his or her name in the space labeled "WRITE-IN" at the bottom of the column for such office.
- (4) To vote yes or no on a proposal, if any, that appears on the back of the ballot fill in the oval that corresponds with your vote.
- (5) Any other mark or writing, or any erasure made on this ballot outside the voting ovals or blank spaces provided for voting will void this entire ballot.
- (6) Do not overvote. If you select a greater number of candidates than there are vacancies to be filled, your ballot will be void for that public office, party position or proposal.
- (7) If you tear, or deface, or wrongly mark this ballot, return it and obtain another. Do not attempt to correct mistakes on the ballot by making erasures or cross outs. Erasures or cross outs may invalidate all or part of your ballot. Prior to submitting your ballot, if you make a mistake in completing the ballot or wish to change your ballot choices, you may obtain and complete a new ballot. You have a right to a replacement ballot upon return of the original ballot.
- (8) After completing your ballot, insert it into the ballot's scanner and wait for the notice that your ballot has been successfully scanned. If no such notice appears, seek the assistance of an election inspector.

3) VOTING FOR A WRITE-IN
 To vote for a write-in candidate for office, write the name of the person in the blank space at the bottom of the column under the title of the office.
Note: Do not write in the name of a candidate already listed for that same office.


CORRECTLY VOTED



4) CASTING YOUR BALLOT
REVIEW
 Please review your ballot to make sure it is voted the way you want. Make sure to review the back of the ballot for any propositions. After reviewing your votes, the next step is to scan your ballot. The inspector will show you to the voting machine where it will be scanned.

SCAN BALLOT

The voting machine will cast your ballot after it has scanned it. The image to the right indicates a successfully cast ballot.



5) OVERVOTE WARNING
 If you have voted for more than one candidate than allowed in a contest, an error of an overvote will appear on the screen.

You can press the cast button if you wish to cast your ballot as it is and a void will be cast only for the office you overvoted, or you can press the return button to get your ballot back. You will need to go to the Inspectors for a new ballot to mark. The ballot with the error on it will then be voided.

